

AUTOVAC

Industrial
Vacuum & Air Systems

Primary Separators



AutoVac's Primary Separator – your central vacuum system's first line of defense in filtration. "Dirty" air is pulled through vacuum hoses and piping, and then directly into the primary separator. Waste and debris pass around a precisely engineered baffle and then drop out of the air stream through centrifugal action. Debris drops into a waste container while air and any remaining particles move on to the filter separator (see Filter Separator page).

Primary separators are compatible with most central vacuum systems and are strongly recommended for systems with heavy airflow and/or underground piping.

888-628-8682

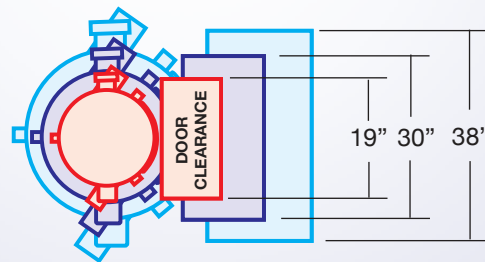
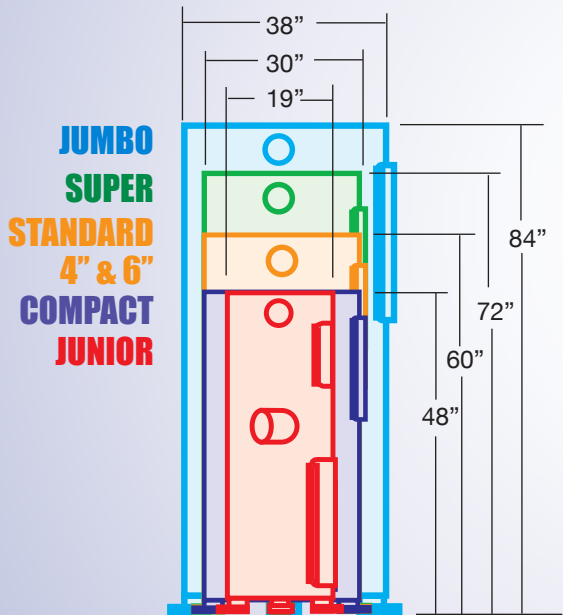
email: sales@autovacinc.com



www.autovacinc.com

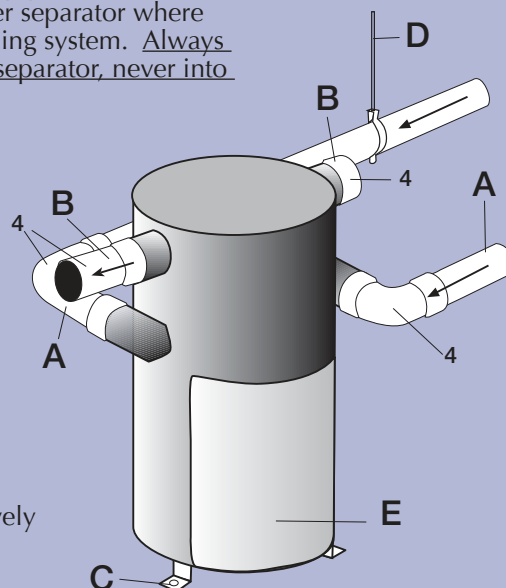
Primary Separators

SEPARATOR	Dimensions	Weight	Recommended Vacuum	Inlet & Outlet Size	Order #
JUNIOR	48" x 19"	150 lbs.	300 Series	3"	323-0001
COMPACT	48" x 30"	225 lbs.	Liberty	4"	324-1001
STANDARD 4"	60" x 30"	275 lbs.	Gemini	4"	324-1002
STANDARD 6"	60" x 30"	275 lbs.	Gemini	6"	326-0002
SUPER	72" x 30"	300 lbs.	High Flow	6"	326-0003
JUMBO	84" x 38"	550 lbs.	High Flow	8"	326-0004



EQUIPMENT LAYOUT & PIPING CONNECTIONS PRIMARY SEPARATORS

- A. These lines carry dirt and debris from vacuum cleaning system, one or two lines as required.
- B. Primary separator vacuum supply lines hook to lower pipe connection on filter separator where dirt enters from vacuum cleaning system. Always connect these lines to a filter separator, never into a vacuum producer directly!
- C. Hold down leg support 3 locations typical.
- D. Support pipe every 10 ft. minimum with an approved support system. Never allow pipe to sag. Install hangers as needed. Sway brace as required.
- E. Primary Separator Model #324-1001.
- F. 3", 4" or 6" dia. pipe respectively carries dirt from system. See pipe system drawings.



Features and Benefits

- Large durable polypropylene dirt bucket is virtually unbreakable and rust-proof.
- Leak-proof "U" channel door gasket with sealed air chamber expands and contracts keeping door panel leak-free.
- Lockable door latch assembly.
- All metal surfaces of separator are coated with industrial grade primer and automotive grade multi-part urethane top coat.
- 25-year proven design made from heavy grade iron, heavy gauge sheet steel and assembled with continuous welded seams.